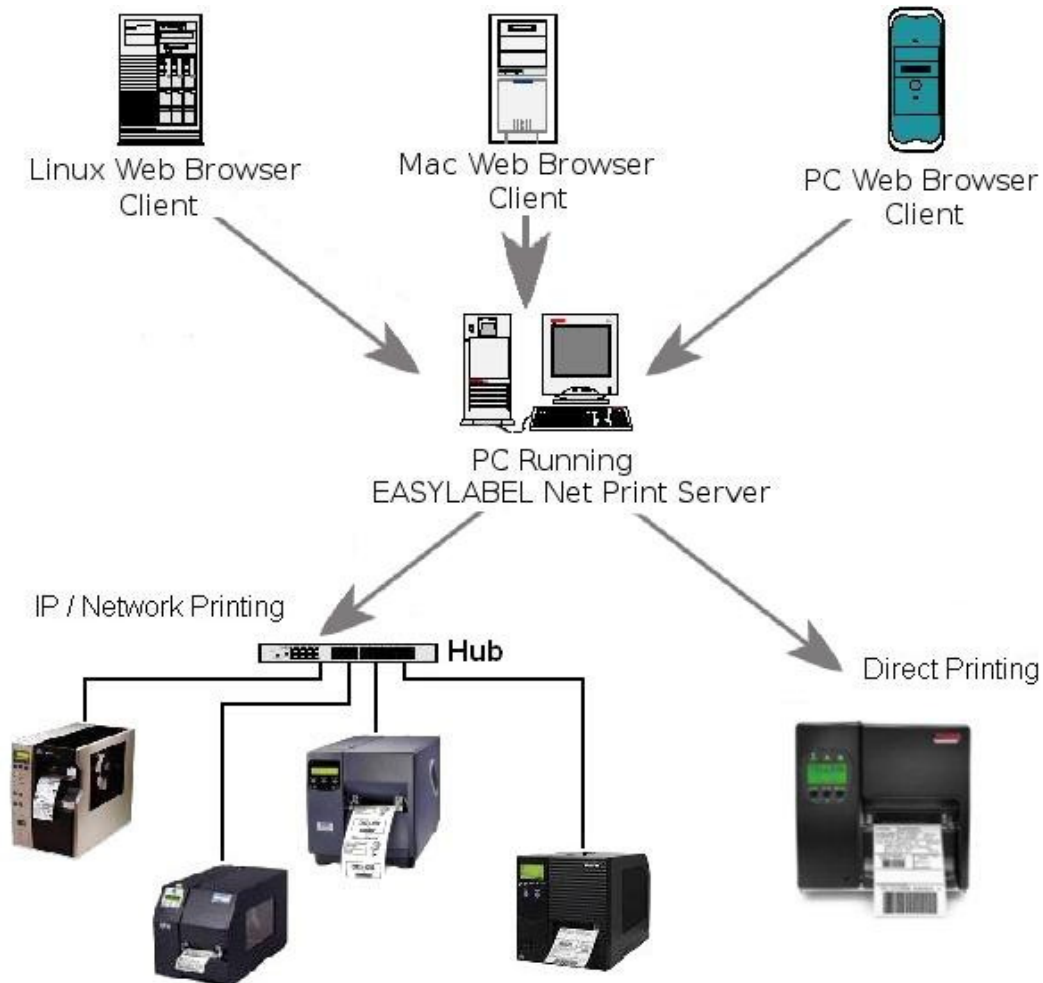


EASYLABEL® Net Print Server

EASYLABEL® Net Print Server (ELNPS) is an application that provides a web browser-based interface for label selection and printing. Users of web browsers on Windows PCs, non-Windows computers running Linux or Unix, Apple Mac and even a hand-held PDA can easily browse and select a label format. Although ELNPS Clients can be any system with a web browser, the ELNPS Label Server MUST be a Windows based system because of ELNPS's use of ASP.NET.

The software functions in the following manner: the format is selected for printing by either a thumbnail image or format name. After selection you may fill in any variable information and request a specific amount of labels to be printed. You may then submit the job for printing through the EASYLABEL Net Print Server application running on a Windows based Label Server PC. Label design can be done on the Windows based Label Server PC using EASYLABEL, or on any other Windows based PC running a licensed version of EASYLABEL. You also can import existing formats that were created using any version of EASYLABEL. A hardware licensing key is necessary on the Label Server PC. No software needs to be installed on the client PCs.



The EASYLABEL Net Print Server can only be used to print labels. Labels can not be modified within the ELNPS web browser interface.

The ELNPS web browser interface does not support the record selection drop-down used to select database records in EASYLABEL. When using databases, the data you enter into the prompt will be submitted to EASYLABEL, which will execute the query as it normally would and return the record(s) that match the specified search criteria.

The ELNPS user interface supports entering Unicode text only for label fields that have the "Unicode Data" option set to "Yes." Unicode also is supported for user names and passwords. It is recommended that passwords use only ASCII characters because the text can not be seen as it is entered.

The EASYLABEL Net Print Server is comprised of four web pages:

The Login Page

The screenshot shows the login page for the EASYLABEL Net Print Server. At the top left is the EASYLABEL logo with 'NETPRINT SERVER' underneath. A red navigation bar contains three buttons: 'Printing', 'Admin', and 'Help'. The main content area is light gray and contains a login form with the title 'Login'. The form has two input fields: 'User Name:' and 'Password:'. Below the password field is a 'Login' button. At the bottom of the page, there is a black bar with the text '© 2010 Tharo Systems, Inc'.


The "Login" page is the first page you will see if the "Sign On Required" option was enabled by the Administrator. Enter your User Name and Password to access the ELNPS. Please Note: The ELNPS does not share login information with EASYLABEL. You may or may not have the same user name and password for EASYLABEL and the ELNPS. Contact the ELNPS Administrator for more information.

The Label Format Selection Page

EASYLABEL[®]
NETPRINT SERVER


Printing Admin Help

Click on a Label Format or select a Format Name to print.



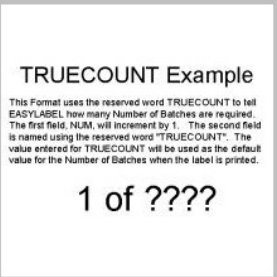
[Aiag.fmt](#)

AIAG for Datamax I-4206/I-4208
(Standard)



[Blood Donation ISBT128.fmt](#)

Blood Donor IBST 128 with ISO
37,2 check digit



[BoxCount1.fmt](#)

This Format uses the reserved word TRUECOUNT to tell EASYLABEL how many Number of Batches are required. The first field, NUM, will increment by 1. The second field is named using the reserved word "TRUECOUNT". The value entered for TRUECOUNT will be used as the default value for the Number of Batches when the label is printed.

The "Label Format Selection" page allows you to browse thumbnail images of all the format files in the specified folder. This makes it easy to identify and select the correct format for printing. Simply click on the thumbnail of the format to select it for printing. You also can select the label format by name in the drop down box.

The Print Preview Page

EASYLABEL[®]
NETPRINT SERVER

Printing Admin Help

BoxCount1.fmt Preview

TRUECOUNT Example

This Format uses the reserved word TRUECOUNT to tell EASYLABEL how many Number of Batches are required. The first field, NUM, will increment by 1. The second field is named using the reserved word "TRUECOUNT". The value entered for TRUECOUNT will be used as the default value for the Number of Batches when the label is printed.

1 of ????

Hide

Fill in Variable Fields

ENTER BOXCOUNT

Update Preview

Print Request

Number of Batches

Batch Size

Printer Name

Description

Print

[Back To Label Format Selection](#)

© 2010 Tharo Systems, Inc

The "Print Preview" page is displayed after you click on the label you wish to print. On this page you can fill in any variable data, select a printer, specify the batch size and number of batches and send the job to the printer. A preview of the label is displayed so you can verify it is correct before printing.

The Management/Administration Page

EASYLABEL[®]
NETPRINT SERVER

Printing Admin Help

Management

- [Add User](#)
- [Manage User](#)
- [Change Password](#)
- [Printer Setup](#)
- [Logout](#)

General Configuration

Resource Folder:	C:\Program Files\Tharo\EASYLABEL 5.1
Preview Size:	<input type="checkbox"/> Auto
Preview Width(Pixel):	240
Preview Height(Pixel):	360
Page Size:	9
Image Type:	JPEG
Language:	Auto
	<input type="checkbox"/> Sign On Required
<input type="button" value="Update"/> <input type="button" value="Cancel"/>	

© 2010 Tharo Systems, Inc

The "Management/Administration" page of the EASYLABEL Net Print Server allows system administrators to configure the ELNPS. This page is divided into five sections allowing the Administrator to manage users, select printers, select file locations, format selection options and format print preview page display options. This page can be accessed locally on the Label Server PC or remotely using the web browser interface.

EASYLABEL Net Print Server makes it EASY to print labels from ANY device that has access to a web browser allowing end users to select and print labels regardless of their operating system. Cross platform label printing is now possible with EASYLABEL Net Print Server.